
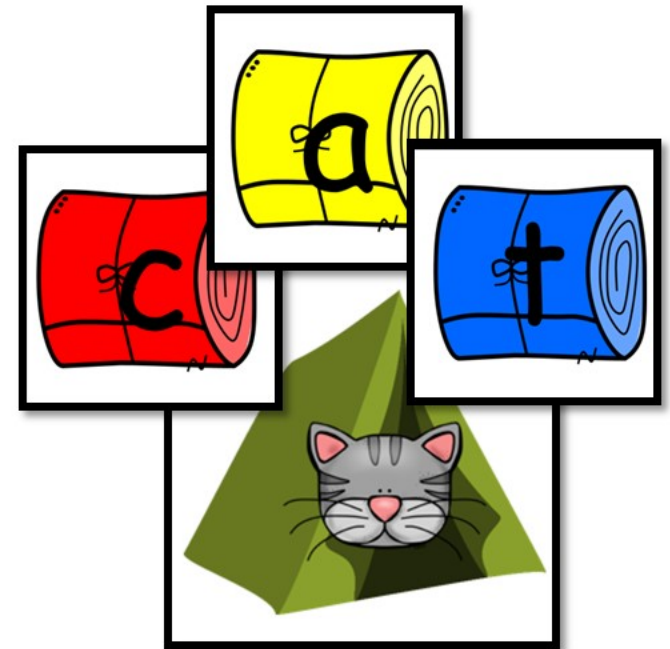


Camping

Build a Word Game

K-1st Grades

Free
Build a
Word
Game



FREE RESOURCE



Terms of Use

Thank you for your purchase! By purchasing this resource you are agreeing that the contents are the property of The Teaching Scene by Maureen and licensed to you only for personal use as a single user. I retain the copyright and reserve all rights to this product.

The Original Purchaser May:

- ❖ Make copies for the original purchaser
- ❖ Make one copy for backup purposes
- ❖ Direct other interested persons to my store, blog or website

The Original Purchaser May Not:

- ❖ Claim this work as your own, alter the files in any way, or remove/attempt to remove the copyright/watermarks
- ❖ Share this product (part of it or in its entirety) with others
- ❖ Repackage an/or sell or giveaway this product (Part of it or in its entirety) to others
- ❖ Offer or share this product (part of it or in its entirety) anywhere on the internet as a download or copy including, but not limited to, personal sites, school sites, Google Doc links on blogs or sites, internet sharing groups, news lists, or shared databases, or Open Education Resource Groups such as Amazon Inspire.
- ❖ Make copies of purchased items to share with others is strictly forbidden and is a violation of the Terms of Use, along with copyright law.

Thank you for abiding by universally accepted codes of professional ethics while using this product.

Maureen Monroe

After you have reviewed & tried this product, please leave feedback.
[Click here](#) to learn how to earn credit toward your next TPT purchase.

Let's Connect!



Facebook



Pinterest



Blog



Instagram



Email



TPT

Sign-up for my email and get some freebies!

[Get My Free Sight Word Sheets Now!](#)





[Get My Free Pete the Cat Literacy Unit](#)



Recommended Resources

Check out these and other resources in my TPT store.








Thanks to all the amazing artists who created the design elements and fonts used in this product!











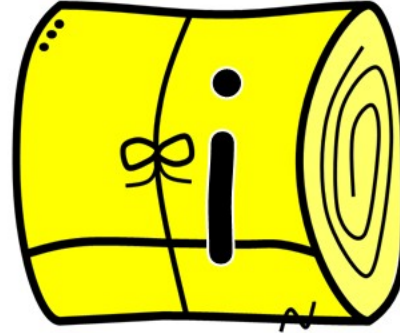


Camping CVC Build A Word


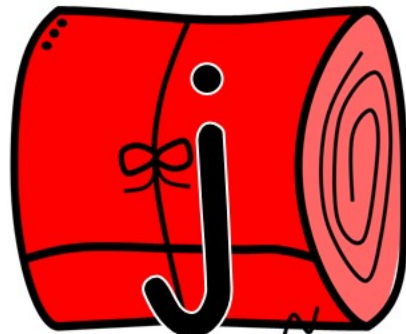

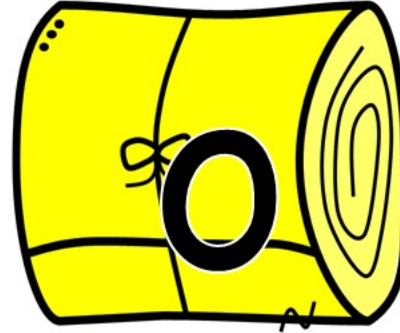

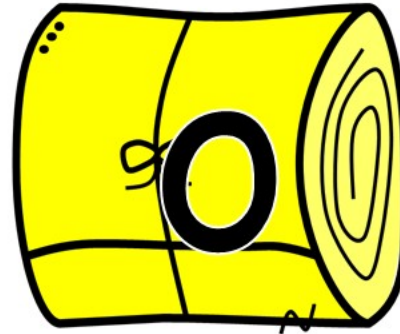

Camping CVC Build a Word Directions



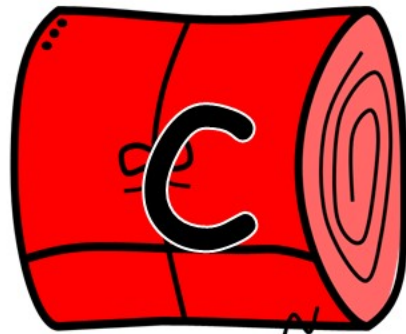




After game cards are cut apart and mixed up, children take a picture card and build the word with the letter sounds to make the word. Children must have one of each colored sleeping bags to make the word. Ex: tent with cat picture needs the c-a-t to build the word correctly. Children can place the sleeping bags on top of the tent card to build the word.














Camping Build A Word Mat



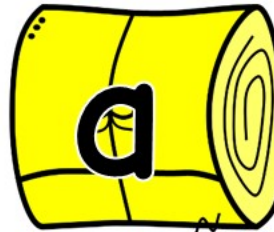
Picture Card



Beginning Sound



Middle Sound




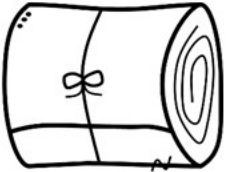
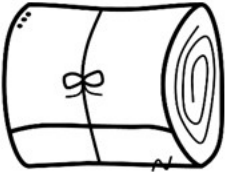

Ending Sound





Name: _____

Camping Build a Word

Picture Card	Beginning Sound	Middle Sound	Ending Sound	Write The Word
				<p><u>cat</u></p>
