



Unit of Study




Turkeys



Turkey Mini Unit

Literature List
Writing Station Words
Classroom Book
Student Booklet
Worksheet
Art Project
Literacy Center



LOWER ELEMENTARY, SPECIAL EDUCATION, & HOMESCHOOL RESOURCE


THANK YOU!



THANK YOU FOR DOWNLOADING THIS PRODUCT FROM THE TEACHING SCENE. I HOPE YOU AND YOUR STUDENTS ENJOY IT!

Please visit [my store](#) to see other products that you may like and e-mail me with any errors, suggestions or questions at: theteachingscenebypmaureen@gmail.com

THE GRAPHICS & FONTS IN THIS PRODUCT CAME FROM THESE AMAZING DESIGNERS:



The Teaching Scene Maureen Monroe, 2019 All Rights Reserved

This document is for single classroom use only and may not be duplicated, distributed, or re-published in any format without written consent of the creator.

You May Also Like

Literacy Center
Short Vowel **ă**

Three Short Vowel **ă** Dice Games

Black & White Masters of Each Game Included

Lower Elementary, Special Education & Homeschool Resource
The Teaching Scene by Maureen

Literacy Center
Short Vowel **ē**

Three Short Vowel **ē** Dice Games

Black & White Masters of Each Game Included

Lower Elementary, Special Education & Homeschool Resource
The Teaching Scene by Maureen

Literacy Center
Short Vowel **ī**

Three Short Vowel **ī** Dice Games

Black & White Masters of Each Game Included

Lower Elementary, Special Education & Homeschool Resource
The Teaching Scene by Maureen

Literacy Center
Short Vowels

Three Short Vowel **ă, ē, ī, ö, ū** Dice Games

Black & White Masters of Each Game Included

Lower Elementary, Special Education & Homeschool Resource
The Teaching Scene by Maureen

Assessments
Kindergarten

Letter & Sound Recognition, Blending, Reading Screening
Sight & Reading Street Words;
Marking Period Assessment Reports;
Reading & Writing Conference Forms & Rubrics;
Literacy Cafe Menu Strategies;
Classroom Data Form; Student Comparison Form

Grade K, Special Education & Homeschool Resource
The Teaching Scene by Maureen

Assessments
First Grade

Letter & Sound Recognition, Blending, Reading Screening
Sight & Reading Street Words;
Marking Period Assessment Reports;
Reading & Writing Conference Forms & Rubrics;
Literacy Cafe Menu Strategies;
Classroom Data Form; Student Comparison Form

Grade 1, Special Education & Homeschool Resource
The Teaching Scene by Maureen

Mathematics
Number Match

Holiday & Monthly Numerals & Number Words Counting Games

Pre-K-K, Special Education & Homeschool Resource
The Teaching Scene by Maureen

Mathematics
Roll & Bump

Monthly & Holiday Roll & Bump Math Centers

Lower Elementary, Special Education & Homeschool Resource
The Teaching Scene by Maureen

Mathematics
Number Order

Monthly Ten More, Ten Less, One More & One Less Clip Math Game

Grades 1st-3rd, Special Education & Homeschool Resource
The Teaching Scene by Maureen

Mathematics
5 In A Row

Holiday & Monthly 5 In A Row 2 or 3 Addend Addition Math Centers

Lower Elementary, Special Education & Homeschool Resource
The Teaching Scene by Maureen

Mathematics
Ten Frame Mats

Monthly Ten Frame Mats Math Centers

Pre-K-K, Special Education & Homeschool Resource
The Teaching Scene by Maureen

Project Read Support
Red Words: Levels I-V

Roll It! Read It! Game Cards Bundle

Grades 1st-5th, Special Education & Homeschool Resource
The Teaching Scene by Maureen

Math Centers
December

Kindergarten 8 Math Center Games

11 Correspondence, Counting, Numeral Recognition, Numeral Writing, Number Words, Missing Numbers, Ten Frames, Addition & Subtraction Facts

Grade K, Special Education & Homeschool Resource
The Teaching Scene by Maureen

Math Centers
December

First Grade 8 Center Games

Addition & Subtraction Facts; 2 & 3 Addend Addition; Ten Frames; Missing Numbers; Greater Than, Less Than & Equal To; 10 More, 10 Less, 1 More & 1 Less

Grade 1, Special Education & Homeschool Resource
The Teaching Scene by Maureen

Math Centers
October

Kindergarten 8 Math Center Games

11 Correspondence, Counting, Numeral Recognition, Numeral Writing, Number Words, Missing Numbers, Ten Frames, Addition & Subtraction Facts

Grade K, Special Education & Homeschool Resource
The Teaching Scene by Maureen

Math Centers
November

Kindergarten 8 Math Center Games

11 Correspondence, Counting, Numeral Recognition, Numeral Writing, Number Words, Missing Numbers, Ten Frames, Addition & Subtraction Facts

Grade K, Special Education & Homeschool Resource
The Teaching Scene by Maureen

Math Centers
October

First Grade 8 Center Games

Addition & Subtraction Facts; 2 & 3 Addend Addition; Ten Frames; Missing Numbers; Greater Than, Less Than & Equal To; 10 More, 10 Less, 1 More & 1 Less

Grade 1, Special Education & Homeschool Resource
The Teaching Scene by Maureen

Math Centers
November

First Grade 8 Center Games

Addition & Subtraction Facts; 2 & 3 Addend Addition; Ten Frames; Missing Numbers; Greater Than, Less Than & Equal To; 10 More, 10 Less, 1 More & 1 Less

Grade 1, Special Education & Homeschool Resource
The Teaching Scene by Maureen

Holidays
Thanksgiving

Literature List, Writing Station Words, Classroom Books, Student Booklet, Worksheets, Art Projects, Literacy Centers, Math Centers

Lower Elementary, Special Education & Homeschool Resource
The Teaching Scene by Maureen

Math Centers
Turkeys

Six Math Dice Games, Roll & Cover, 5 In A Row, Roll & Bump

Black & White Worksheets of Each Game Included

Lower Elementary, Special Education & Homeschool Resource
The Teaching Scene by Maureen

Unit of Study
Christmas Trees

Literature List, Writing Station Words, Classroom Books, Student Booklet, Worksheets, Art Projects, Literacy Centers, Math Centers

Lower Elementary, Special Education & Homeschool Resource
The Teaching Scene by Maureen

Holidays
Christmas

Literature List, Writing Station Words, Classroom Books, Student Booklet, Worksheets, Art Projects, Literacy Centers, Math Centers

Lower Elementary, Special Education & Homeschool Resource
The Teaching Scene by Maureen

Unit of Study
Gingerbread

Literature List, Writing Station Words, Classroom Books, Student Booklet, Worksheets, Art Projects, Literacy Centers, Math Centers

Lower Elementary, Special Education & Homeschool Resource
The Teaching Scene by Maureen

Literacy & Math Bundle
Winter

Lower Elementary, Special Education & Homeschool Resource
The Teaching Scene by Maureen



If you follow the links below you will go to an opt-in form, just sign in with your first name and e-mail address and you can get your first *30-page Sight Word Freebie* for a *Pete the Cat Literacy Unit Freebie*. It will be sent to your e-mail's inbox for you to copy right away!

[Get My Free Sight Word Sheets Now!](#)

<https://pages.convertkit.com/1857c36670/acd77add2f>



[Get My Free Pete the Cat Literacy Unit](#)

<https://the-teaching-scene-by-maureen.ck.page/8307ae0790>



Follow me:

Website: <https://theteachingscene.com/>

Facebook: <https://www.facebook.com/theteachingscenebypmaureen/>

Instagram: @theteachingscene <https://www.instagram.com/theteachingscene/?hl=en>

Thanks for following

The Teaching Scene by Maureen!



DIRECTIONS



Turkey Mini Unit

Resource Prep: Each activity below includes the prep needed to do activity with students in the description. It may include just copying worksheet or printing, laminating and cutting center games. Each direction to games are located on one of the game sheets for student use.

Resource Includes the Following:

- ❖ Turkey Literature List
- ❖ Turkey Writing Station Words
- ❖ Classroom Book
- ❖ Student Booklet
- ❖ Student Worksheet
- ❖ Art Project
- ❖ Literacy Center

Resource Directions:

Turkey Literature List: Choose books from the list about leaf's to read to your students.

Turkey Writing Station Words: Print and laminate a few colored copies of the Pumpkin Writing Station words for students to use or copy one sheet for each student to put in their writing folder or journal.

Classroom Book: Our Turkey Disguises* Classroom Book: After reading the book "Turkey Trouble", copy cover on cardstock and then copy the student sheet for each student and have them write and draw what disguise they would dress up in if they were a turkey on Thanksgiving. Collect each student paper and make classroom book binding or stapling book together.

Student Booklet: *Turkeys* Student Booklet: Copy and assemble each of the "Turkeys" booklets for each students . There are two booklet pages to each sheet with one cover and 8 color pages.. You can copy as many pages as you would like students to do. Students color the turkeys the correct color and then practice reading the booklet.

Student Worksheet: My Turkey Disguise Story: Use the templates provided and have students either write a story about how they would disguise their turkey, so it did not get eaten for Thanksgiving. After writing they can draw a picture of their turkey and its disguise in the space provided. This project can be done as a center, or with parent or buddy help with younger students.

Art Projects: Turkey Art Project Copy and assemble turkey using the directions and template page in unit. Hang turkeys in hallway or in the classroom for decorations..

Turkey Math Center: Turkey Roll & Cover: One Dice Roll : Roll One or die and count your dots. Cover the number of dots you rolled with your marker. Two players will need to use two different colors. Covering the most numbers wins!



Turkey Literature



- Turkey Trouble: Wendi Silvano
- Turkey Surprise: Peggy Archer
- A Plump and Perky Turkey: Teresa Bateman
 - Five Silly Turkeys: Salina Yoon
 - 10 Fat Turkeys: Tony Johnston
- One Big Turkey: Anne Vittur Kennedy
- Ten Thankful Turkeys: Angela Muse
 - Turkeys: Hollie Endre
- How To Catch a Turkey: Adam Wallace
- A Plump and Perky Turkey: Teresa Bateman
 - This Little Turkey: Aly Fronis
 - Ten Hungry Turkeys: Tilda Balsley
- The Very Stuffed Turkey: Katharine Kench
- I Am a Turkey: Michelle Sobel Spirn



Turkey Words



turkey



fall




Thanksgiving



egg



feathers



gobble



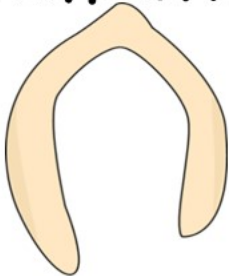
kernels



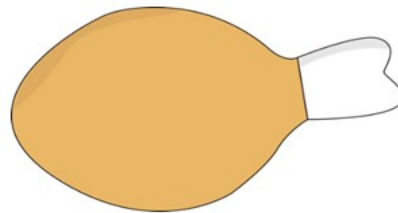
plump



wishbone




drumstick



colorful



dinner



Classroom

Books





Our Turkey


Disguises



By: _____

Class

Year



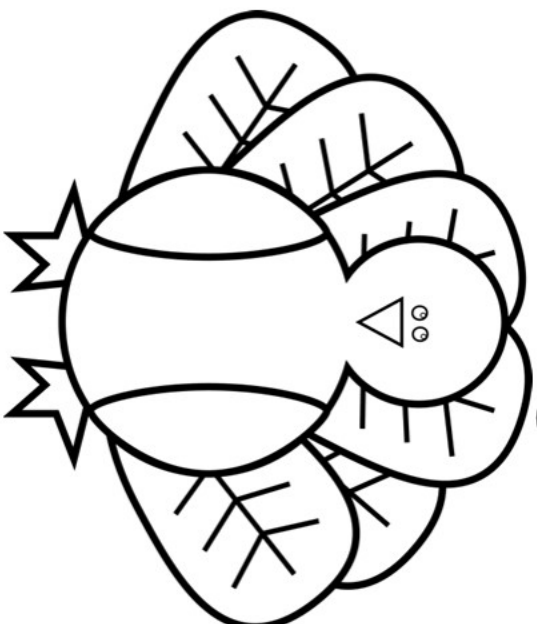
If I was a turkey on Thanksgiving I would
disguise myself as a _____

Name: _____

Student
Booklets



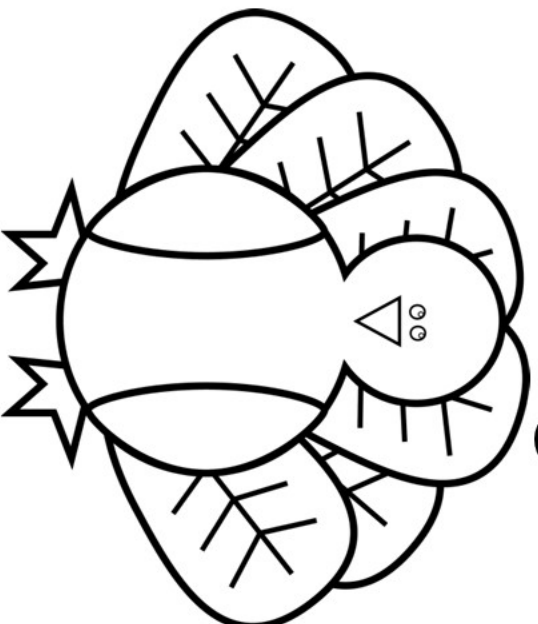
Turkeys



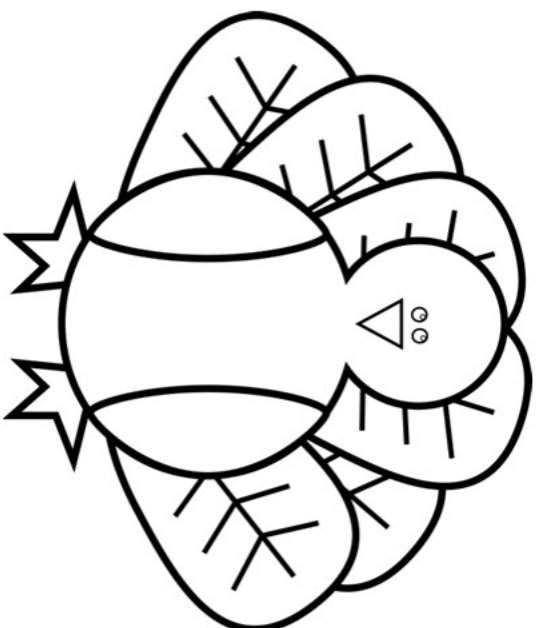
Name: _____

The Teaching Store by Maureen 2018. All Rights Reserved.

Turkeys

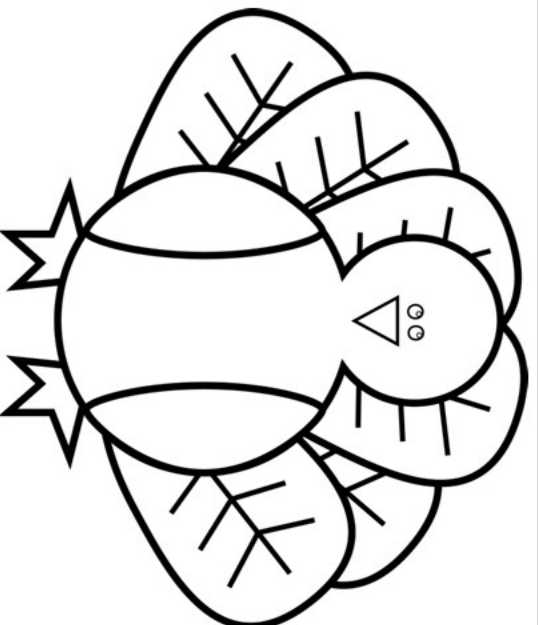


Name: _____



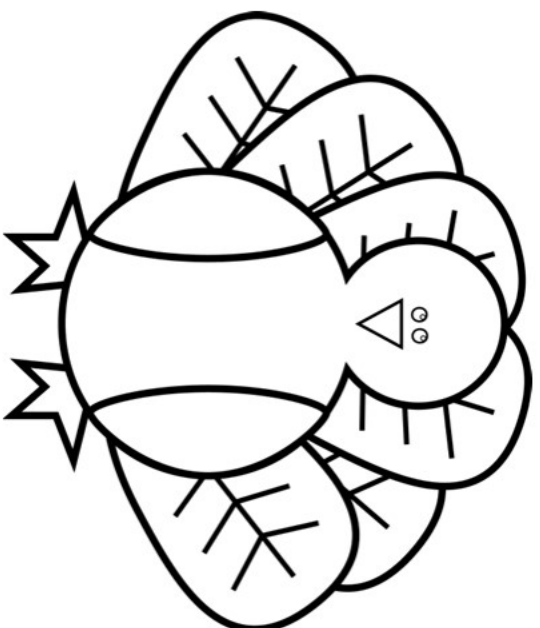
My turkey is red.

The Teaching Store by Maureen 2018. All Rights Reserved.



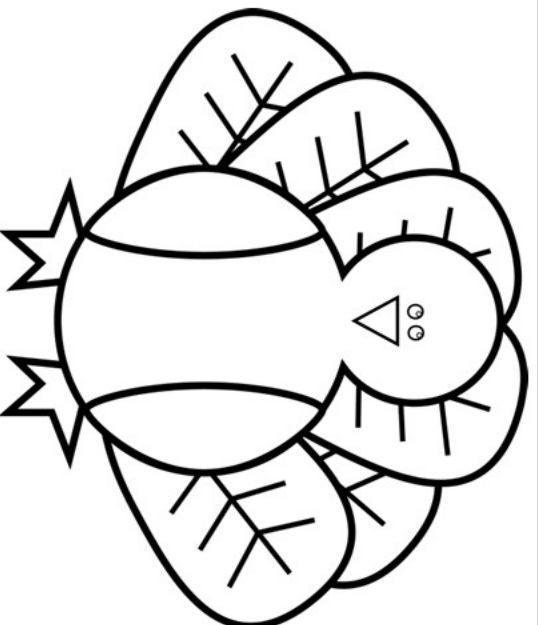
My turkey is red.

The Teaching Store by Maureen 2018. All Rights Reserved.



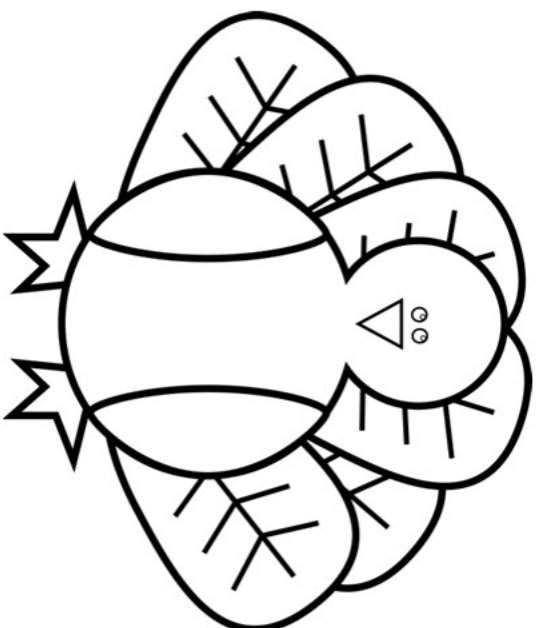
This turkey is yellow.

The Teaching Store by Maureen 2018. All Rights Reserved.



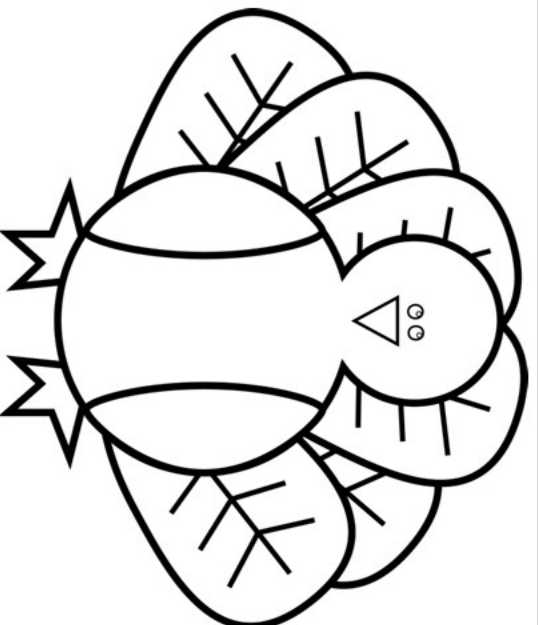
This turkey is yellow.

The Teaching Store by Maureen 2018. All Rights Reserved.



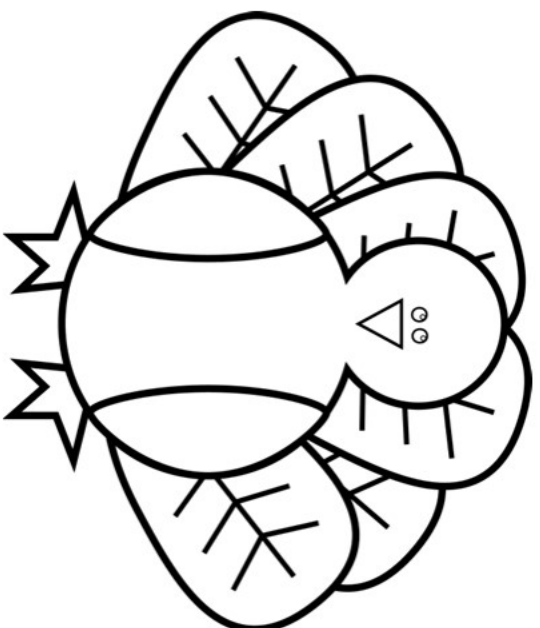
That turkey is blue.

The Teaching Scone by Maureen 2018. All Rights Reserved.



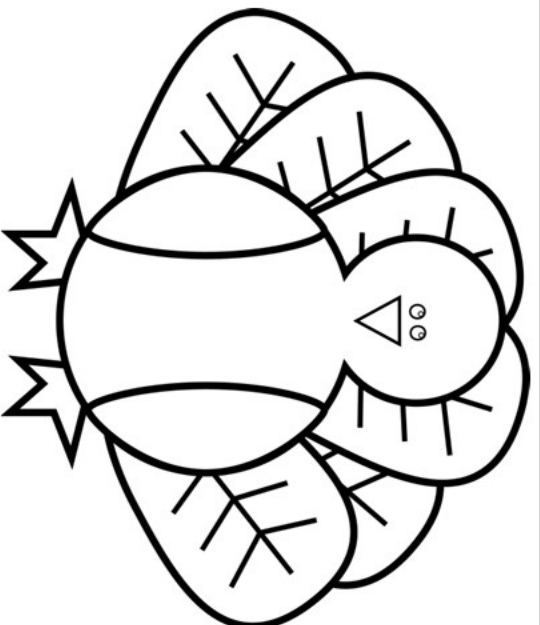
That turkey is blue.

The Teaching Scone by Maureen 2018. All Rights Reserved.



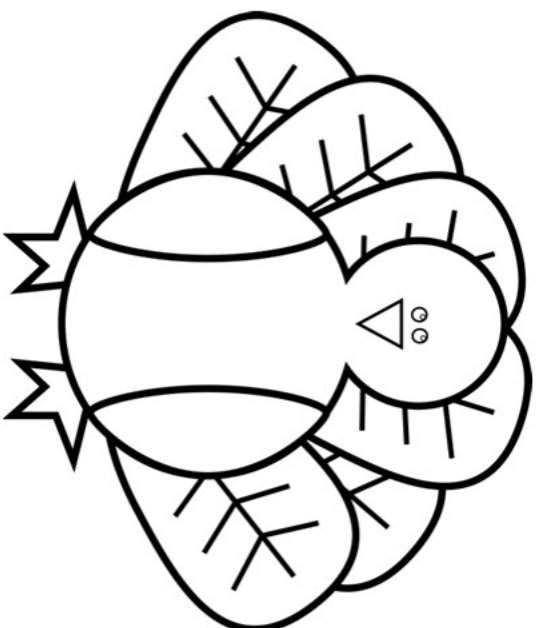
Your turkey is green.

The Teaching Store by Maureen 2018. All Rights Reserved.



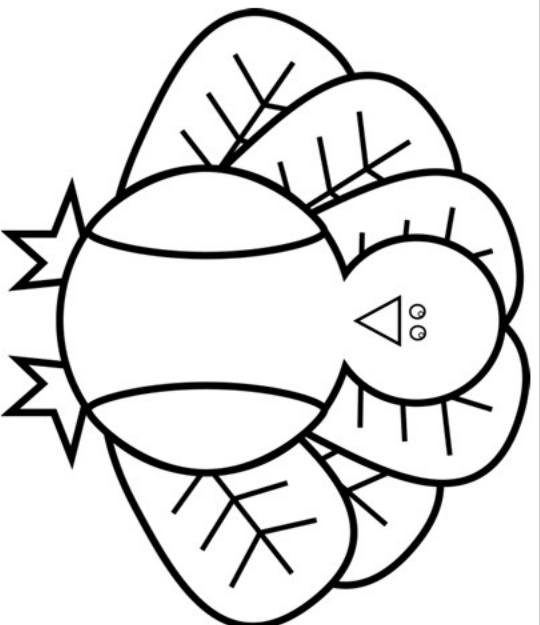
Your turkey is green.

The Teaching Store by Maureen 2018. All Rights Reserved.



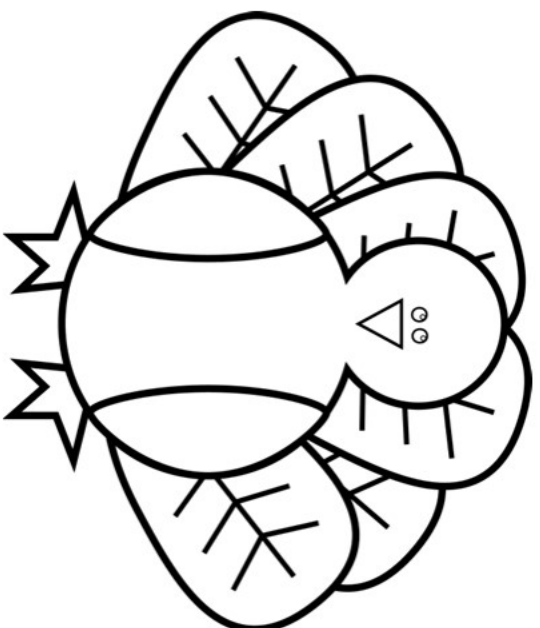
My turkey is orange.

The Teaching Store by Maureen 2018. All Rights Reserved.



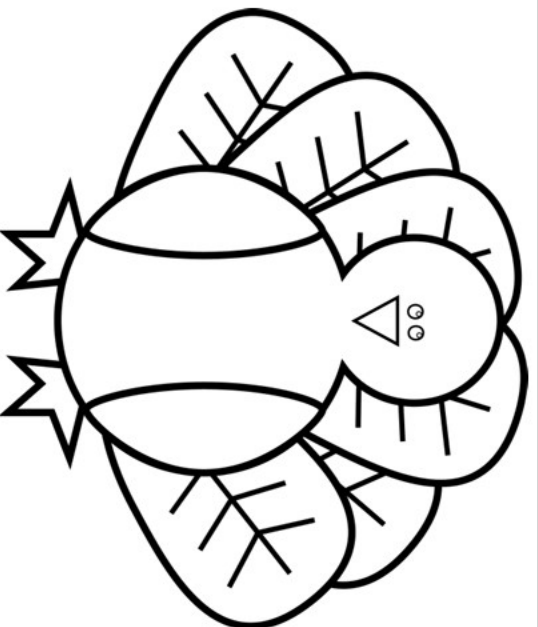
My turkey is orange.

The Teaching Store by Maureen 2018. All Rights Reserved.

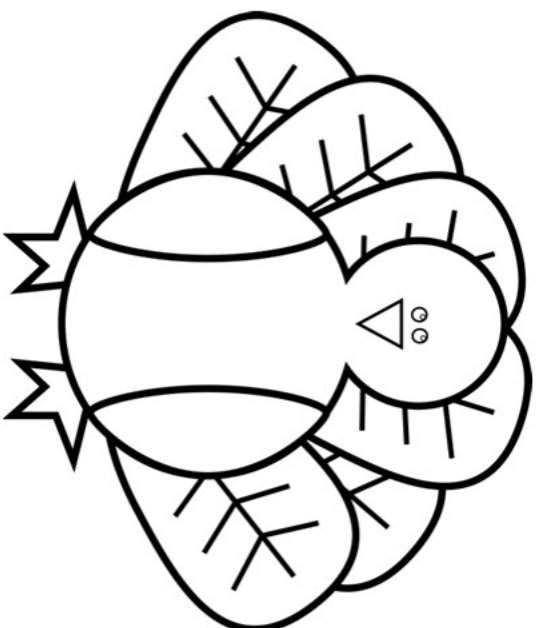


This turkey is purple.

The Teaching Store by Maureen 2018. All Rights Reserved.

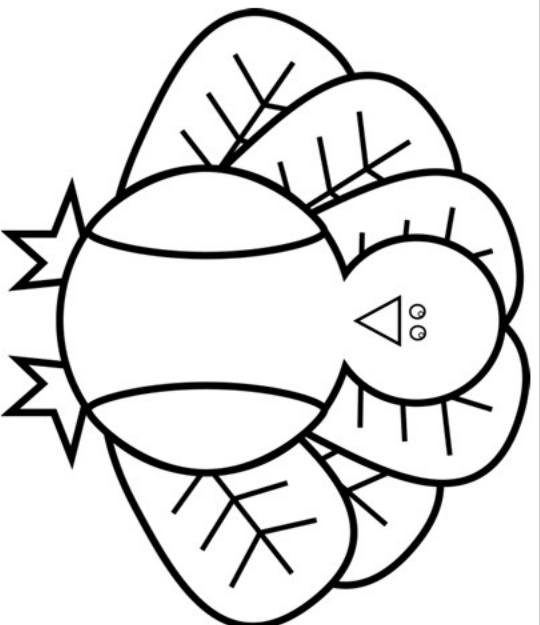


This turkey is purple.



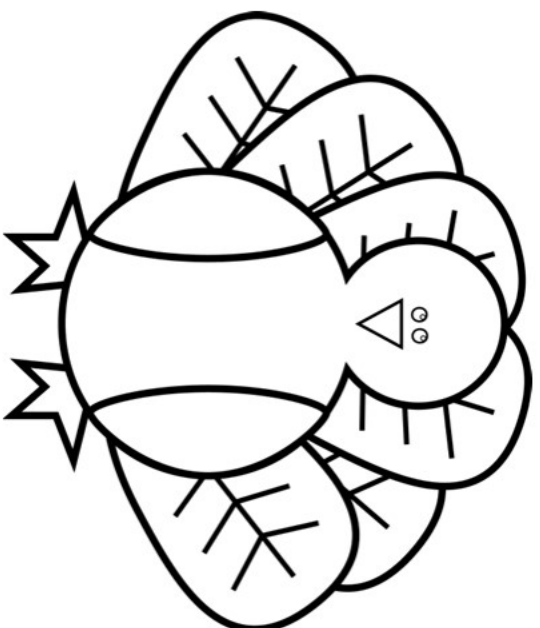
That turkey is brown.

The Teaching Store by Maureen 2018. All Rights Reserved.



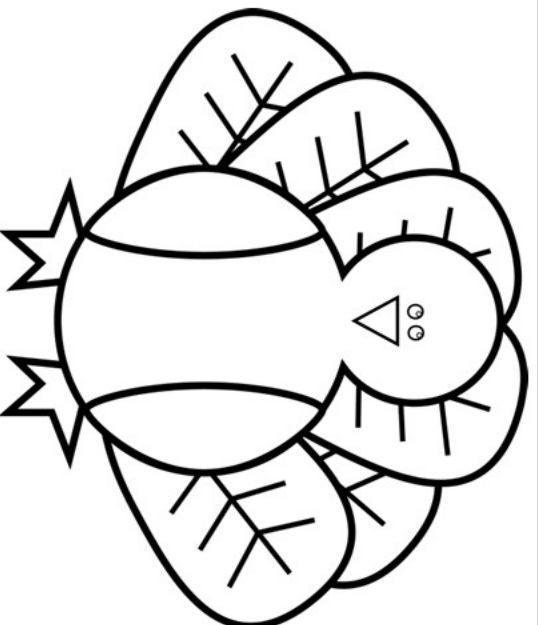
That turkey is brown.

The Teaching Store by Maureen 2018. All Rights Reserved.



Your turkey is black.

The Teaching Store by Maureen 2018. All Rights Reserved.



Your turkey is black.

The Teaching Store by Maureen 2018. All Rights Reserved.

Student
worksheets




Name: _____

Date: _____



My Turkey Disguise





Art
Projects

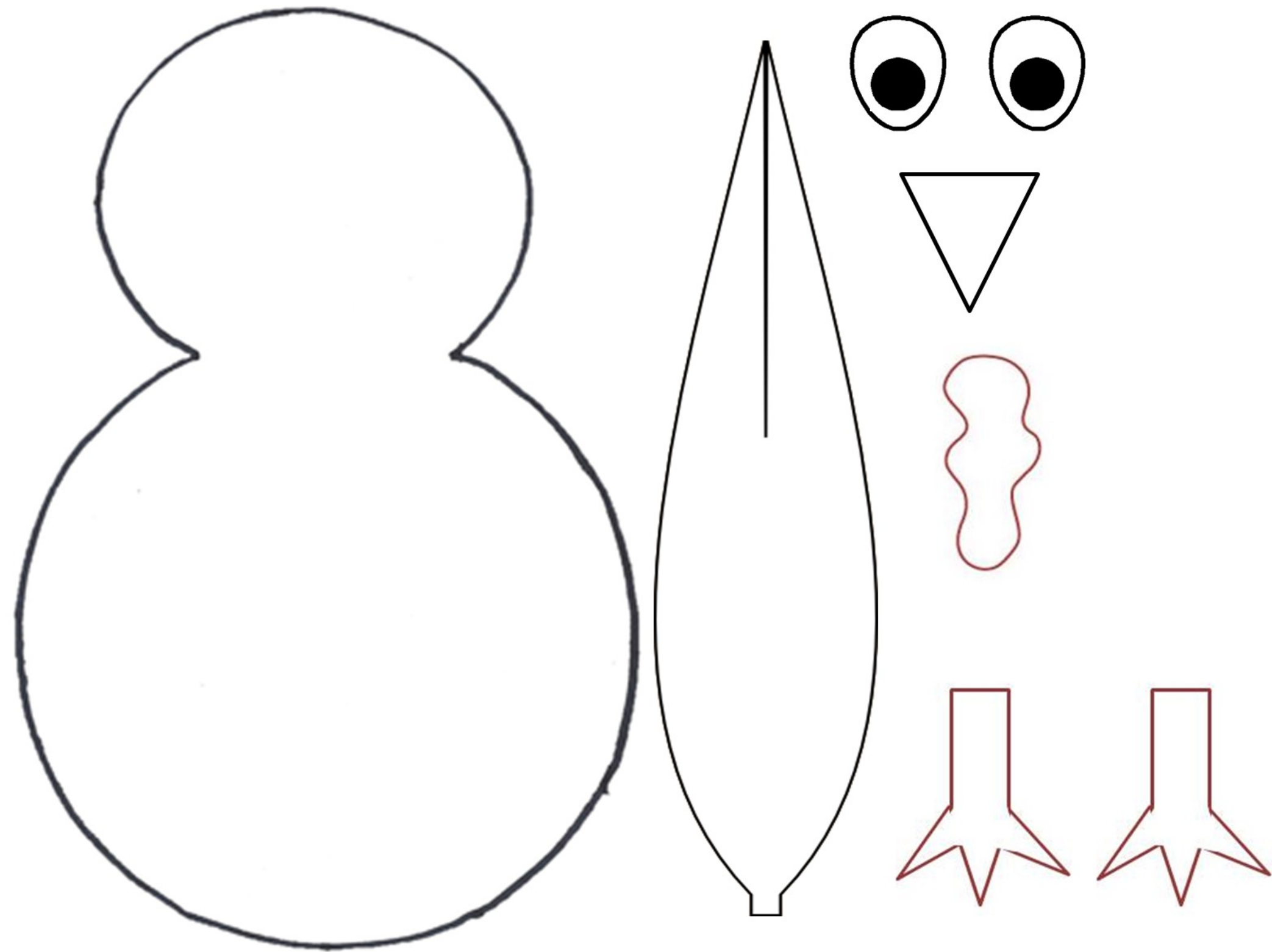


Turkey Art Project

Materials Needed: Construction paper (brown, red, yellow, orange and various colors for feathers); brown body, white eyes, orange nose & feet & red snood templates; scissors, glue and pencil.

1. Have the features of the turkey either cutout or have patterns for students to trace and cut out. Templates are on the next sheet in this unit.
2. Have students glue facial features on body of turkey and glue feet to the bottom of the body. Have students glue different colored feathers to the back of the body as shown in picture. You can decide how many feathers for each student. v
3. Students can write on each of the feathers what they are thankful for or you can leave the feathers plain.
4. Hang up turkeys in classroom or hallway for decorations.






Center
Activities




Turkey Roll and Cover

Roll one die and count your dots. Cover the number of dots you rolled with your marker. Two players will need to use two different colors. Covering the most numbers wins!




Turkey Roll and Cover

Roll one die and count your dots. Cover the number of dots you rolled with your marker. Two players will need to use two different colors. Covering the most numbers wins!



Turkey Roll and Cover

Roll one die and count your dots. Cover the number of dots you rolled with your marker. Two players will need to use two different colors. Covering the most numbers wins!



Turkey Roll and Cover

Roll one die and count your dots. Cover the number of dots you rolled with your marker. Two players will need to use two different colors. Covering the most numbers wins!

